

LIFTING STATIONS CASE STUDIES

Hospital



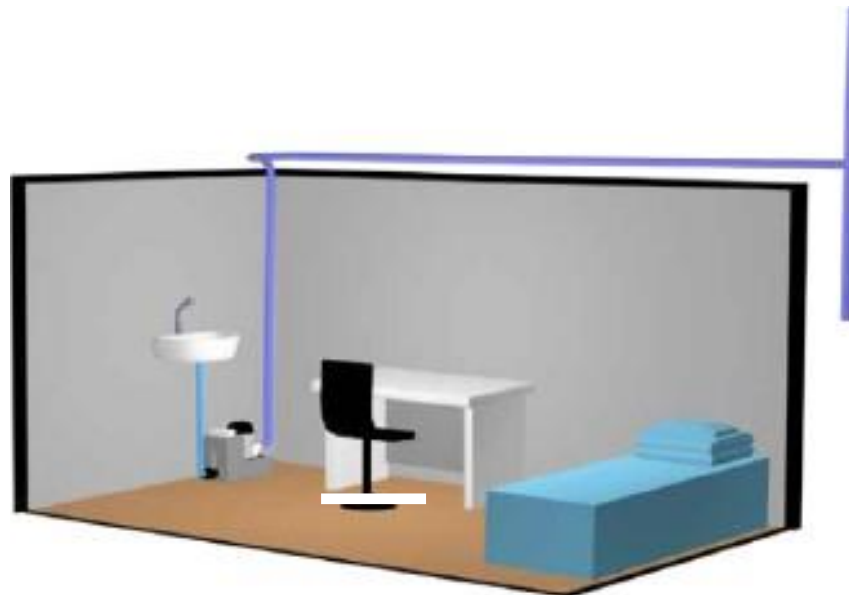
Chellaram Diabetes Institute in Pune

CHALLENGE

Various doctors needed washbasins in each consultation room, however there was no drainage point nearby. Approximately 20,000 sqm of space did not have access to a drain.

SOLUTION

20 Sanicom 1 units were installed at various locations. 4 years after the first installations, the hospital decided to again use other SFA products to install private bathrooms in each patient's room.



Sanicom 1 installed on the floor

Sanicom 1

PERFORMANCE

- Max Head : 11 m
- Max Flowrate : 12 m³/h

PRODUCT ADVANTAGES

- Easy to install
- Easy servicing
- 2 low inlets
- Alarm included
- Up to 90°C wastewater



Co-working space



WeWork has approximately 40 open sites and plan to open more in the incoming years.



A Sanicom 2 connected to a kitchen sink under the counter.

CHALLENGE

WeWork needed to install pantries in areas where there was no drainage point. A reliable water pumping solution where continuous operation was necessary.

SOLUTION

The Sanicom 2 was selected thanks to its dual pump feature and external alarm.

Today, WeWork has installed approximately 30 units on their sites and plan to install 50 new units by end of 2023.



Sanicom 2

PERFORMANCE

- 💧 Max Head : 15 m
- 💧 Max Flowrate : 16 m³/h

PRODUCT ADVANTAGES

- 💧 Easy to install
- 💧 Easy servicing
- 💧 2 pumps
- 💧 Alarm included
- 💧 Up to 90°C wastewater



Spa



Spa entrance



WC connected to the Sanicubic



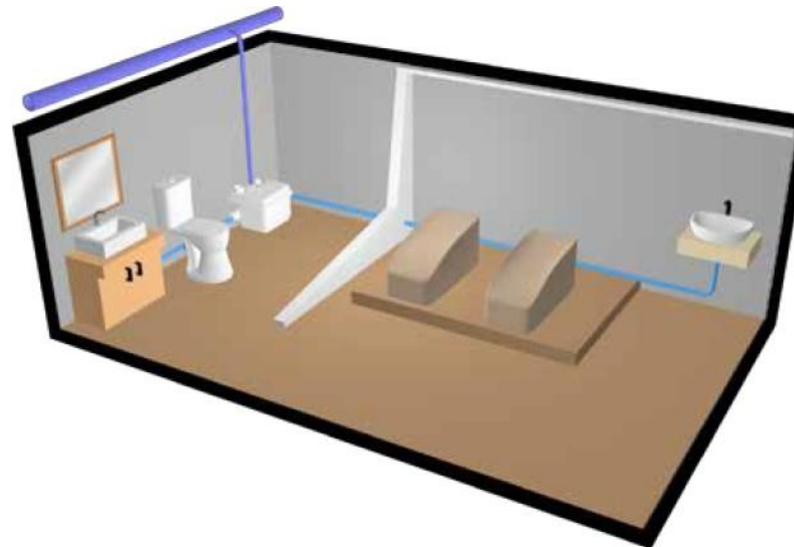
Sanicubic 1 WP installed in a pit

CHALLENGE

A beauty salon located in the basement needed to install a half bathroom (1 WC and 1 washbasin).

SOLUTION

The spa opted for a Sanicubic 1 WP thanks to its heavy-duty grinder pump that is ideal for washrooms in commercial environments.



Sanicubic 1 WP

PERFORMANCE

- Max Head : 13 m
- Max Flowrate : 12 m³/h

PRODUCT ADVANTAGES

- Floor-standing lifting station
- Easy access to pumps for servicing
- 1 grinder pump
- Multiple top and side inlets (for WC)
- Control panel and alarm included



Office



Office building



WC in the basement



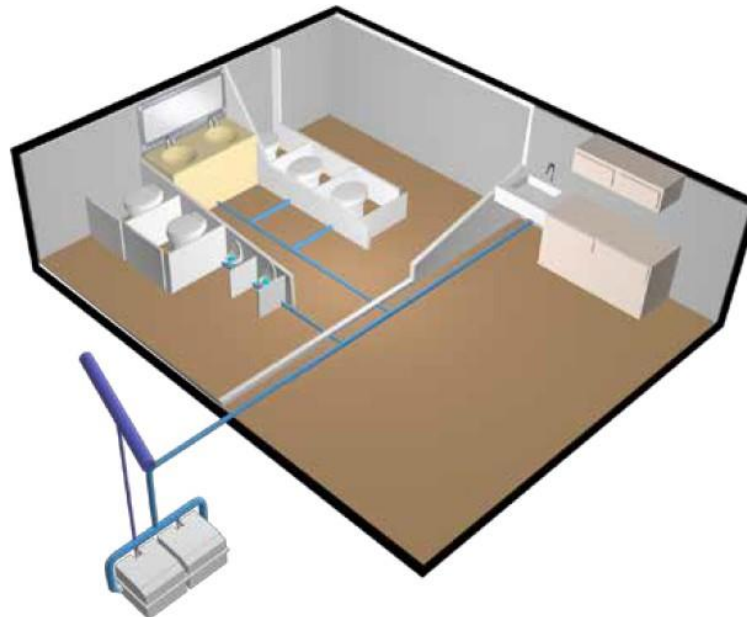
Sanicubic 2 Classic installed

CHALLENGE

An office staff bathroom with several toilets, washbasins and urinals was required in a basement at a corporate office in Mumbai's financial district.

SOLUTION

Two Sanicubic 2 Classic lifting station, installed in the basement, were connected to the toilets and washbasins. These two pumps lifting station pumped the wastewater up 7 meters in 50 mm diameter pipes.



Sanicubic 2 Classic

PERFORMANCE

- Max Head : 13 m
- Max Flowrate : 15 m³/h

PRODUCT ADVANTAGES

- Floor-standing lifting station
- Easy access to pumps for servicing
- 2 grinder pumps
- Multiple top and side inlets (for WC)
- Control panel and alarm included



Fitness gym



Gym entrance



WC in the basement



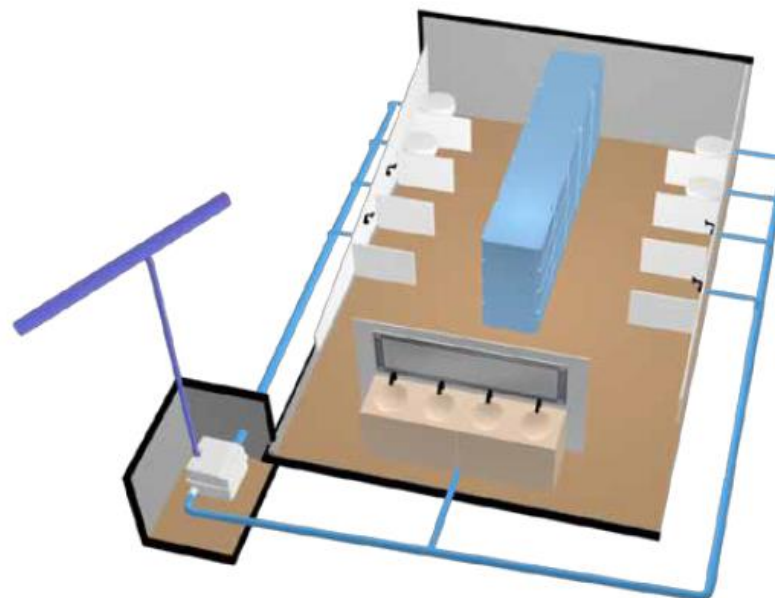
Sanicubic 1 VX installed in a pit

CHALLENGE

A gym located in a basement needed to evacuate the wastewater from their fitting room equipped with toilets and washbasins.

SOLUTION

The Sanicubic 1 VX lifting station was installed beside washroom and discharged the wastewater to the sewage point above the gym.



Sanicubic 1 VX

PERFORMANCE

- Max Head : 13 m
- Max Flowrate : 40 m³/h

PRODUCT ADVANTAGES

- Floor-standing lifting station
- Easy access to pumps for servicing
- 1 vortex pump
- Multiple top and side inlets (for WC)
- Control panel and alarm included



Bank



Office building in a financial district



Washrooms



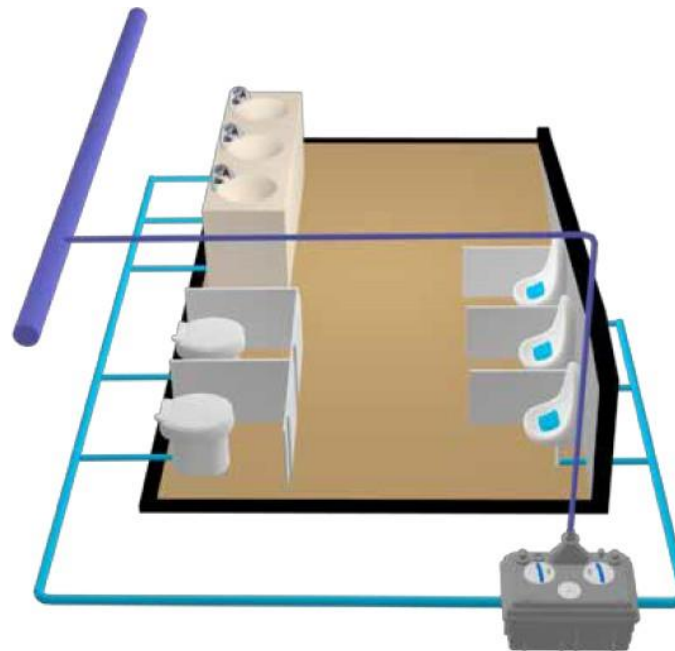
Sanicubic 2 VX

CHALLENGE

An office staff bathroom with 2 WC, 3 washbasins and 3 urinals was required in the basement located below the sewage drainage line.

SOLUTION

The Sanicubic 2 VX was selected thanks to its large 120L tank and high flowrate. The Sanicubic 2 VX managed to pump 3 meters vertically in an 80 mm discharge pipe.



Sanicubic 2 VX

PERFORMANCE

- 💧 Max Head : 16 m
- 💧 Max Flowrate : 55 m³/h

PRODUCT ADVANTAGES

- 💧 Floor-standing lifting station
- 💧 Easy access to pumps for servicing
- 💧 2 vortex pumps
- 💧 Single or three phase available
- 💧 Control panel and alarm included





Shaking up water

SFA Pumps India Pvt. Ltd.

Unit 10 - Ground Floor - B Wing - Art Guild House

Phoenix Marketcity - Kurla (W)

Mumbai 400 070

info@sfapumps.in - www.sfapumps.in

